



## Manual Cleaning


The recommended cleaning procedure of the Anzen™ Safety Scalpel Handle is as follows:

-  1 Rinse handles under running cold tap water, individually, for one (1) minute.


---

-  2 Prepare a cleaning solution using an enzymatic cleaner per manufacturer's instructions using the minimum effective concentration and cold tap water. Soak handles in the cleaning solution for five (5) minutes.


---

-  3 While handles are submerged in the cleaning solution, clean each handle individually using a soft-bristled brush for one (1) minute.

---

-  4 Rinse handles under running cold tap water, individually, for one (1) minute.

---

-  5 Thoroughly dry handles using a soft lint-free cloth.

## Mechanical Cleaning

The recommended mechanical cleaning parameters for the Anzen™ Safety Scalpel Handle are as follows:

Mechanical Washer Cycle Parameters			
Treatment	Time (mm:ss)	Temperature	Cleaning Solution
Alkaline Wash	04:00	60° C	Steris Prolystica 2X Concentrate Alkaline Detergent 1/8 oz. per gallon (minimum effective concentration), or equivalent (per manufacturer's instructions)
Wash	02:00	Hot Tap Water	Steris Prolystica 2X Concentrate Neutral Detergent 1/8 oz. per gallon (minimum effective concentration), or equivalent (per manufacturer's instructions)
Rinse	02:00	70° C	N/A
Dry	15:00	80° C	N/A

## Sterilization

The Anzen™ Safety Scalpel should be dry and free of all tissue, body fluids and cleaning solutions prior to sterilization.

The following steam sterilization cycle has been validated for sterility:

<b>Sterilization Type:</b> Prevac	<b>Pre-conditioning Pulses:</b> 4	<b>Minimum Temp:</b> 132° C
<b>Full Cycle Time:</b> 03:00	<b>Minimum Drying Time:</b> 20:00	<b>Packaging:</b> Individually pouch. Do not sterilize with cartridge.