



## Manual Cleaning


The recommended cleaning procedure of the Anzen™ Safety Scalpel Handle is as follows:

-  1 Rinse handles under running cold tap water, individually, for one (1) minute.


---

-  2 Prepare a cleaning solution using an enzymatic cleaner per manufacturer's instructions using the minimum effective concentration and cold tap water. Soak handles in the cleaning solution for five (5) minutes.


---

-  3 While handles are submerged in the cleaning solution, clean each handle individually using a soft-bristled brush for one (1) minute.

---

-  4 Rinse handles under running cold tap water, individually, for one (1) minute.

---

-  5 Thoroughly dry handles using a soft lint-free cloth.

## Mechanical Cleaning

The recommended mechanical cleaning parameters for the Anzen™ Safety Scalpel Handle are as follows:

Mechanical Washer Cycle Parameters			
Treatment	Time (mm:ss)	Temperature	Cleaning Solution
Alkaline Wash	04:00	60° C	Steris Prolystica 2X Concentrate Alkaline Detergent 1/8 oz. per gallon (minimum effective concentration), or equivalent (per manufacturer's instructions)
Wash	02:00	Hot Tap Water	Steris Prolystica 2X Concentrate Neutral Detergent 1/8 oz. per gallon (minimum effective concentration), or equivalent (per manufacturer's instructions)
Rinse	02:00	70° C	N/A
Dry	15:00	80° C	N/A

## Sterilization

The Anzen™ Safety Scalpel should be dry and free of all tissue, body fluids and cleaning solutions prior to sterilization.

The following steam sterilization cycle has been validated for sterility:

<b>Sterilization Type:</b> Prevac	<b>Pre-conditioning Pulses:</b> 4	<b>Minimum Temp:</b> 132° C
<b>Full Cycle Time:</b> 03:00	<b>Minimum Drying Time:</b> 20:00	<b>Packaging:</b> Individually pouch. Do not sterilize with cartridge.

**NOTE:** Repeated processing has minimal effect on the Anzen Safety Scalpel handles. The end of life is determined by wear and damage in use. Do not use scalpel handles if signs of excessive wear (e.g. bent, deformation, corrosion, discoloration or cracking) are observed. Tested up to 1,000 autoclave cycles.